

Highlights

- 1.Wifi Contro Rc Helicopter
- 2.Build In Camera Version
- 3.Strong Quality, Easy To Fly

Specifications

Product size(L*W*H): 37 x 19 x 6.5cm

DESC.: ATTOP 3.5 Channel Iphone Helicopter with Live Transmission Camera

Functions: ascend and descend, forward and backward, turn left and turn right, Built-in gyro

Smooth hovering performance

3.7V, 1,000mAh Li-poly battery(included)

Adapter Charger

Transmitter battery(not included): 8*AA/1.5V

Charging time: 60 minutes

Flying time: 6-8 minutes

Control distance: 50 meters

Certificates: EN71 , ASTM, RoHS, HR4040, 6P, CD, RTTE , EN60825, EN62115, FCC



Package Content

- 1xhelicopter ;
- 1xadapter charger;
- 1xremote control;
- 1xoperating instruction;
- 1xaccessory package








1. Enter the Apple products'  search software  download and install it.



2. Connect the battery wire to copter and turn on the switch on fuselage.



3. Enter  search for WiFi signal which named [planevideo+NO.], then connect it.

